

SGU Online Examination Instructions

Strict Note

1. Issues regarding Network Connectivity, data pack, Electricity and any type of mobile/laptop issue etc. will not be entertained. Students having such issues should appear for offline examination in SGU campus with prior permission.
2. Student must login 30 min. before actual examination starts.
3. Attendance will be taken only in first half hour after examination, further logins will not be considered.
4. Students must upload scanned answer sheet in PDF format (saved with their PRN number as file name) on Google classroom within time. Answer sheets sent on email will not be considered.

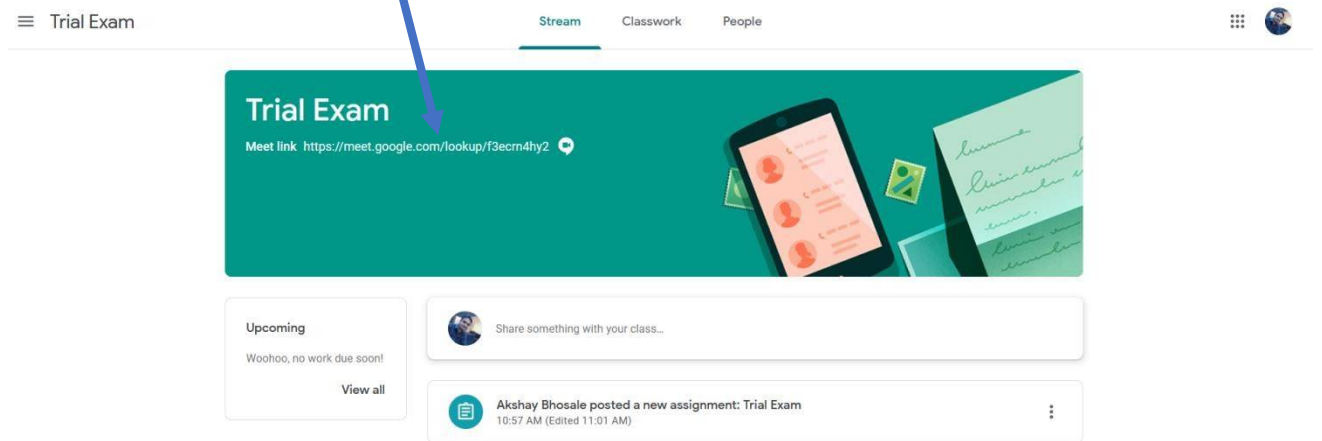
For online examination query contact (duration till 10th May 2021) –

Sr. No.	Name of Faculty	Position	Contact	Slot
1	Mr. Navin Kulkarni	Sr. Supervisor	9481407084	Slot 1 10:30 AM to 12:30 PM
2	Mr. S.P.Deshmukh	Sr. Supervisor	7744964515	
3	Mr. P.B.Gavali	Sr. Supervisor	7709770966	Slot 2 11:00 AM to 01:00 PM
4	Mr. N.M.Patil	Sr. Supervisor	9860055040	
5	Mr.Anand Kumbhar	Sr. Supervisor	9595120619	Slot 3 02:00 PM to 04:00 PM
6	Mr. Appasaheb Pandav	Sr. Supervisor	8975062699	
7	Mr.A.S.Kamble	COE Office	9284802313	
8	Mr.P.B.Nikam	COE Office	7588185123	

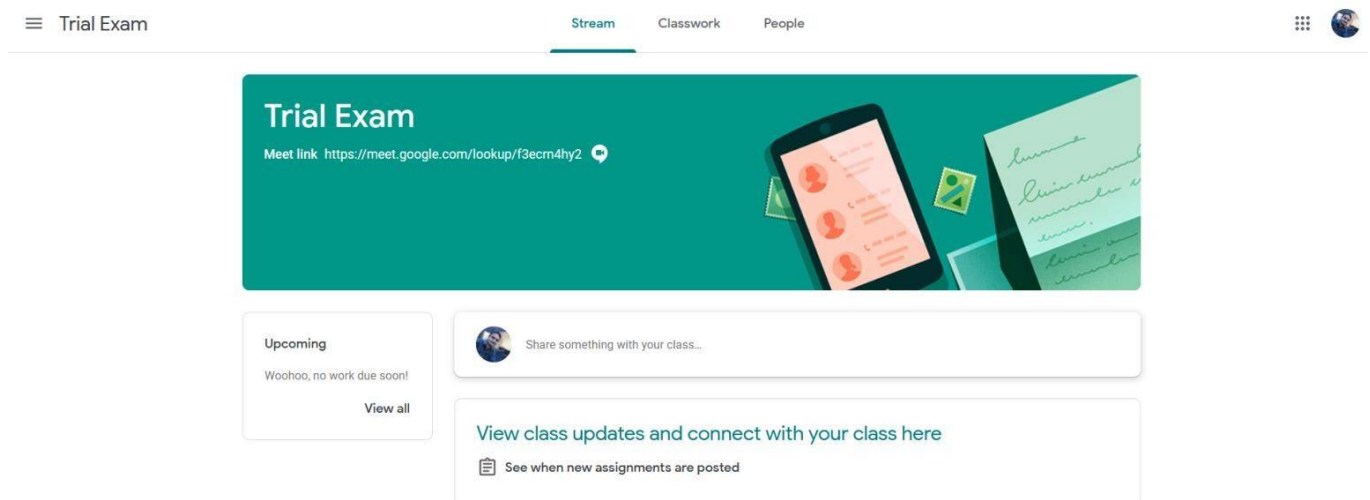
SGU Online Examination Instructions

Note - *Names used in the instructions are only for demo purposes, actual classrooms are different.

1. Join the class room 30 mins before the examination time.
2. Click this link for streaming video and audio, camera and microphone must be turned on. Your face and writing answer sheet must be visible to supervisor. You will be monitored remotely by supervisor.

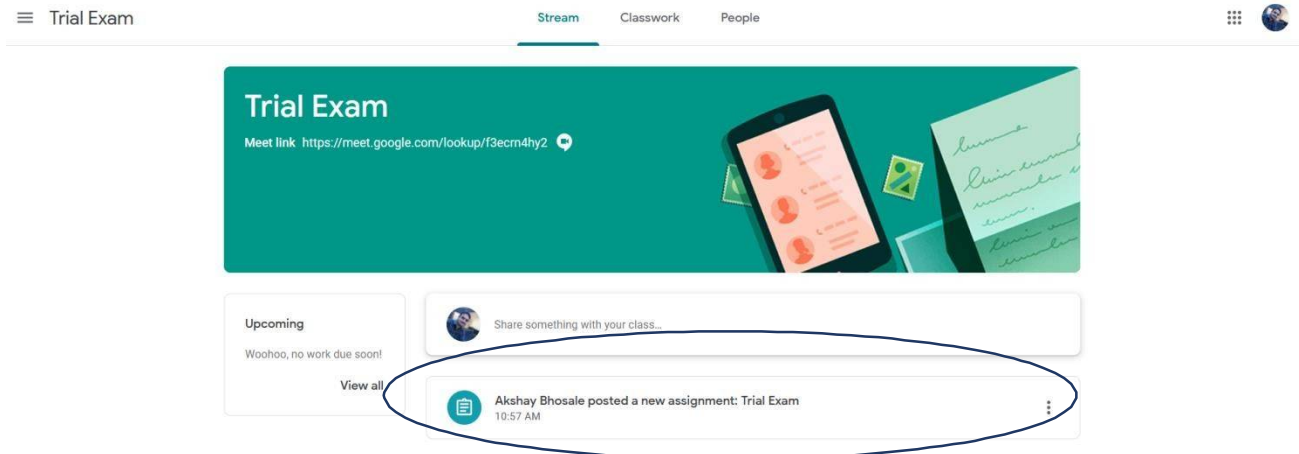


3. The classroom screen after log in to classroom will look like this



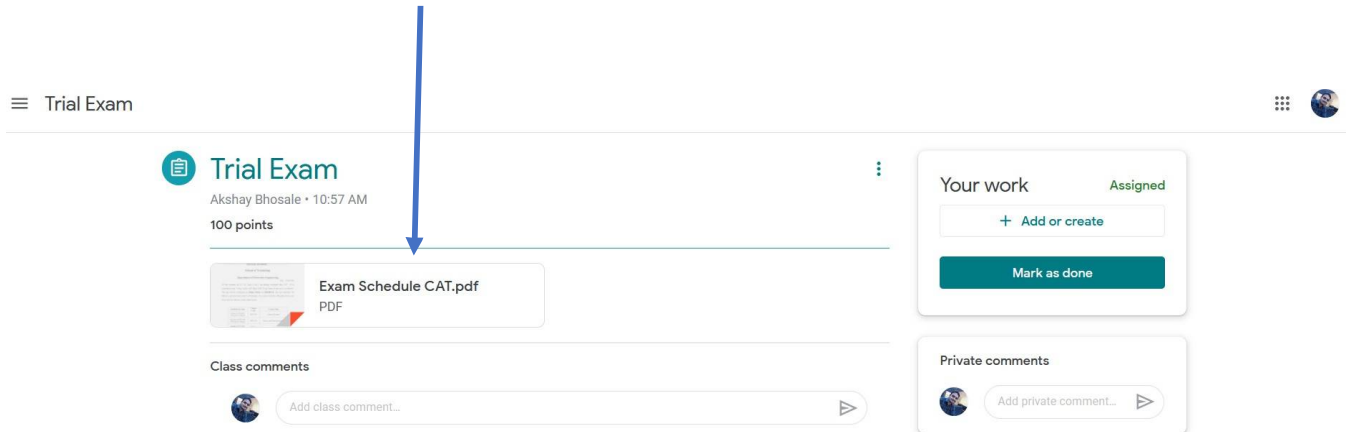
4. Before 05 min. of exam you will see the question paper here.

SGU Online Examination Instructions



5. Click on this tab (Click here)

6. After clicking you will be able to see the question paper here. Click to view/download.



7. Start solving the question paper on the answer sheet format provided.

8. After solving the question paper, scan the answer sheet and create the pdf file with your PRN number as its filename.

9. Upload the scanned file by clicking on “Add or create”.

SGU Online Examination Instructions

☰ Trial Exam



Trial Exam
Akshay Bhosale • 10:57 AM (Edited 11:01 AM)
100 points Due Today

Exam Schedule CAT.pdf
PDF

Class comments

Add class comment... ▶

Your work Assigned

[+ Add or create](#)

- Google Drive
- Link
- File

Create new

- Docs
- Slides
- Sheets
- Drawings

10. You will be able to see the uploaded answer sheet here.

☰ Trial Exam

Trial Exam
Akshay Bhosale • 10:57 AM (Edited 11:01 AM)
100 points Due Today

Exam Schedule CAT.pdf
PDF

Class comments

Add class comment... ▶

Your work Assigned

pdfslide.net_matl... PDF ✕

[+ Add or create](#)

[Turn in](#)

Private comments

Add private comment... ▶

11. After that click on turn in.

SGU Online Examination Instructions

☰ Trial Exam

Trial Exam
Akshay Bhosale • 10:57 AM (Edited 11:01 AM)
100 points Due Today

Exam Schedule CAT.pdf
PDF

Class comments
Add class comment...

Your work Turned in
pdfslide.net_matlab-ds...
PDF
Unsubmit

Private comments
Add private comment...

12. Your screen should look like this after clicking on “Turn in”.

13. Log out with permission of supervisor.