

SGU Online Exam. Instructions

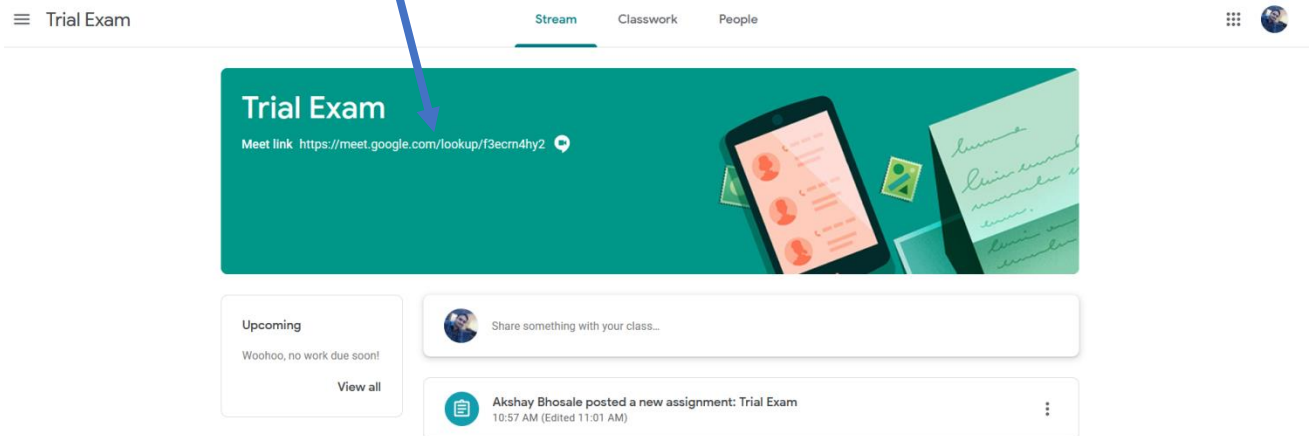
Total Time: 10.45 am to 1.30 pm

Exam Writing - 11.00 am to 1.00 pm

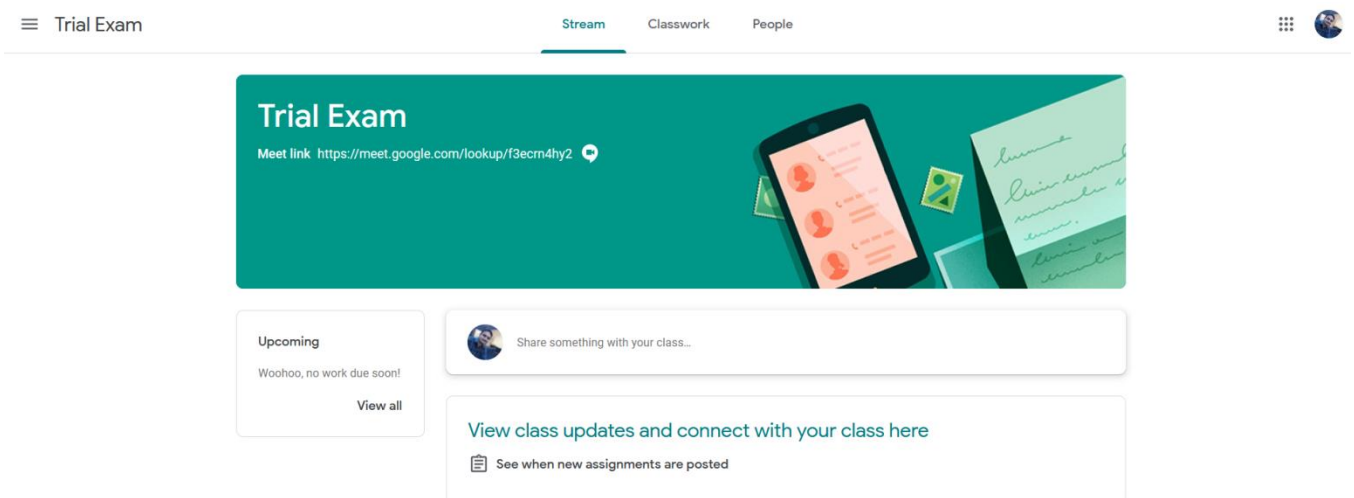
Uploading – 1.00pm to 1.30 pm

Note - *Names used in the instructions are only for demo purposes, actual classrooms are different.

1. Join the class room 15 mins before the examination time.
2. Click this link for streaming video and audio, camera and microphone must be turned on. Your face and writing answer sheet must be visible to supervisor. You will be monitored remotely by supervisor.



3. The classroom screen after log in to classroom will look like this



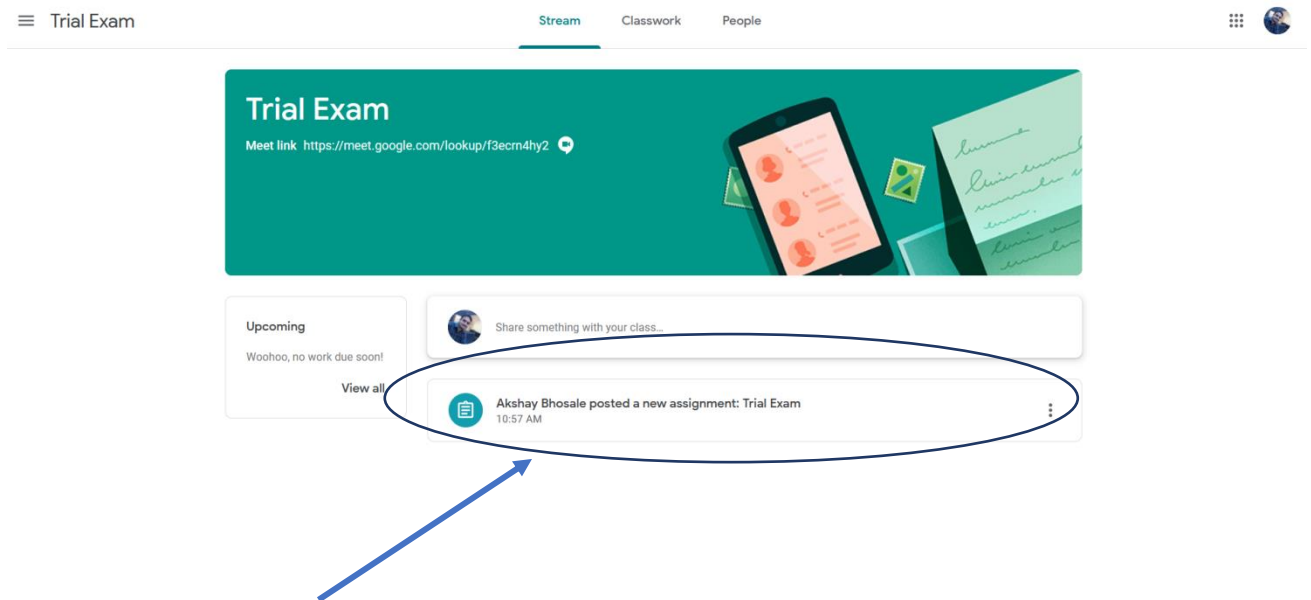
SGU Online Exam. Instructions

Total Time: 10.45 am to 1.30 pm

Exam Writing - 11.00 am to 1.00 pm

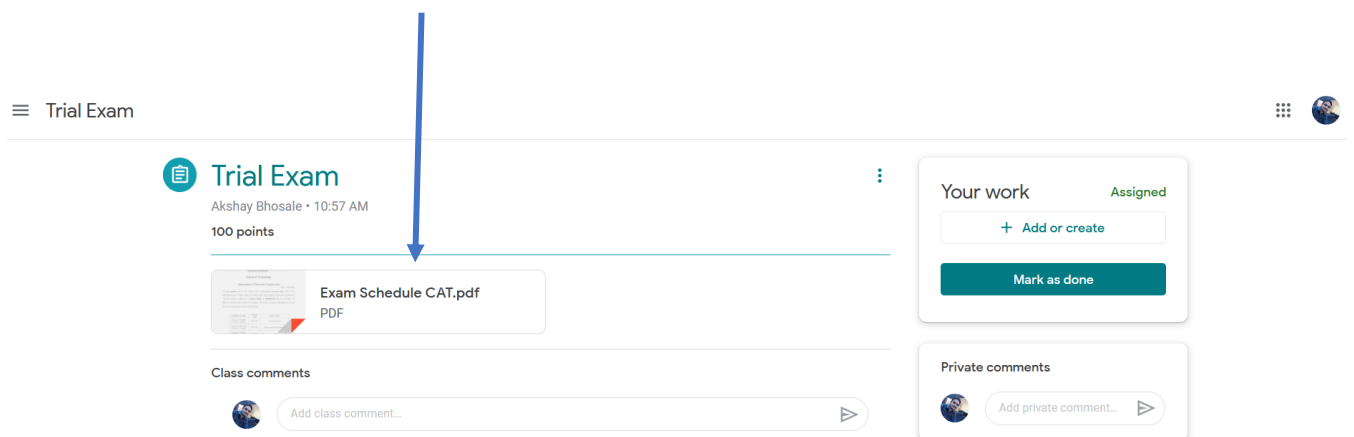
Uploading – 1.00pm to 1.30 pm

4. Before 10 mins of exam you will see the question paper here.



5. Click on this tab (Click here)

6. After clicking you will be able to see the question paper here.
Click to view/download.



7. Start solving the question paper on the answer sheet format provided.

8. After solving the question paper, scan the answer sheet and create the pdf file with your PRN number as its filename.

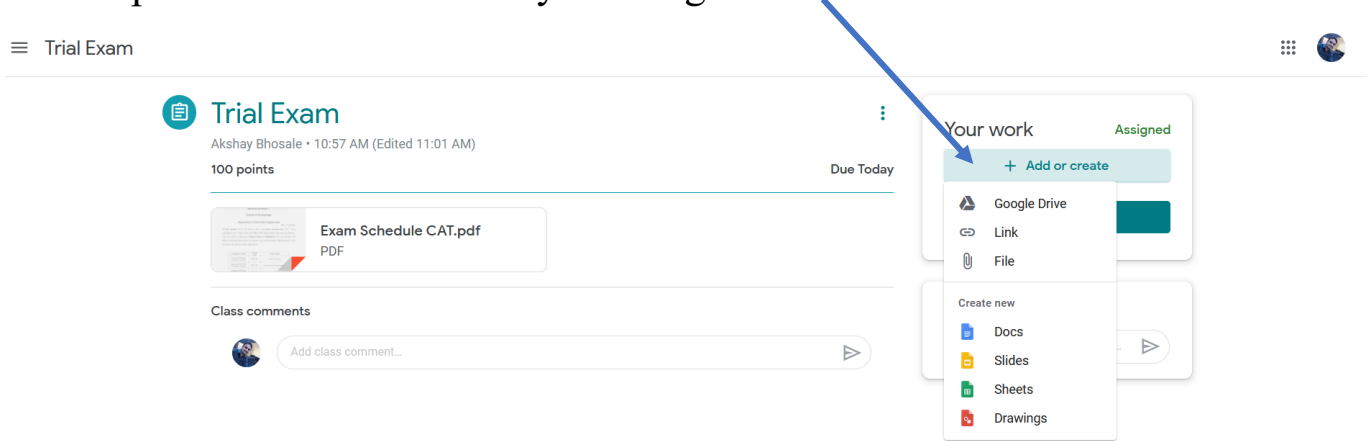
SGU Online Exam. Instructions

Total Time: 10.45 am to 1.30 pm

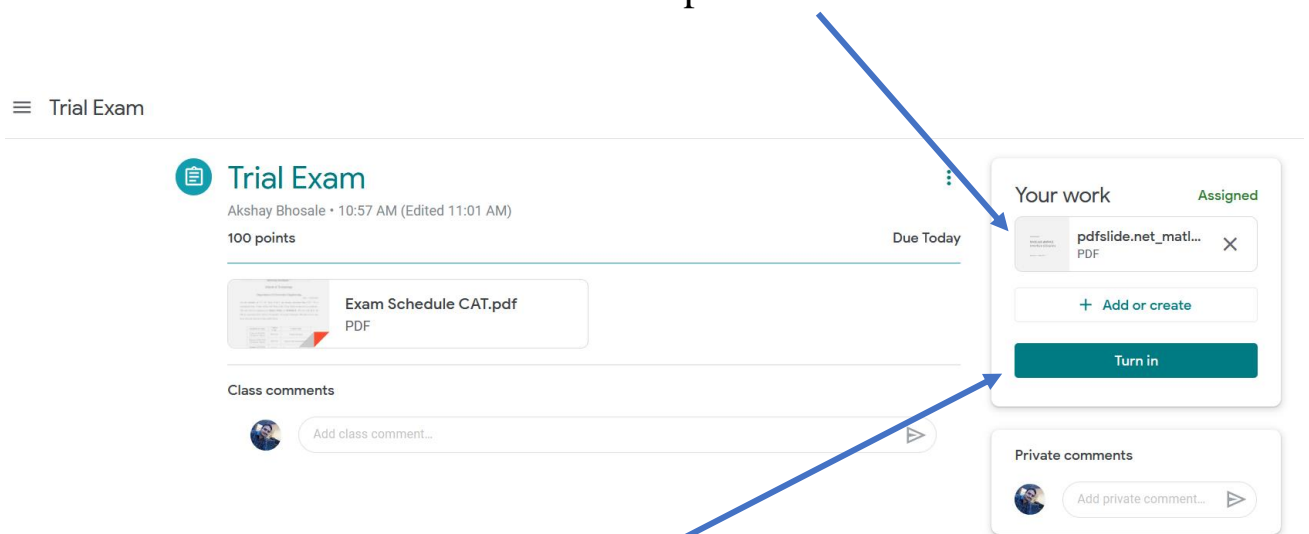
Exam Writing - 11.00 am to 1.00 pm

Uploading – 1.00pm to 1.30 pm

9. Upload the scanned file by clicking on “Add or create”.



10. You will be able to see the uploaded answer sheet here.



11. After that click on turn in.

SGU Online Exam. Instructions

Total Time: 10.45 am to 1.30 pm

Exam Writing - 11.00 am to 1.00 pm

Uploading – 1.00pm to 1.30 pm

☰ Trial Exam

Trial Exam
Akshay Bhosale • 10:57 AM (Edited 11:01 AM)
100 points Due Today

Exam Schedule CAT.pdf
PDF

Class comments
Add class comment...

Your work Turned in
pdfslide.net_matlab-ds...
PDF
Unsubmit

Private comments
Add private comment...

12. You screen should look like this after clicking on “Turn in”.
13. Log out with permission of supervisor.